

# 1:12 Scale R/C Truck Model Using Instruction

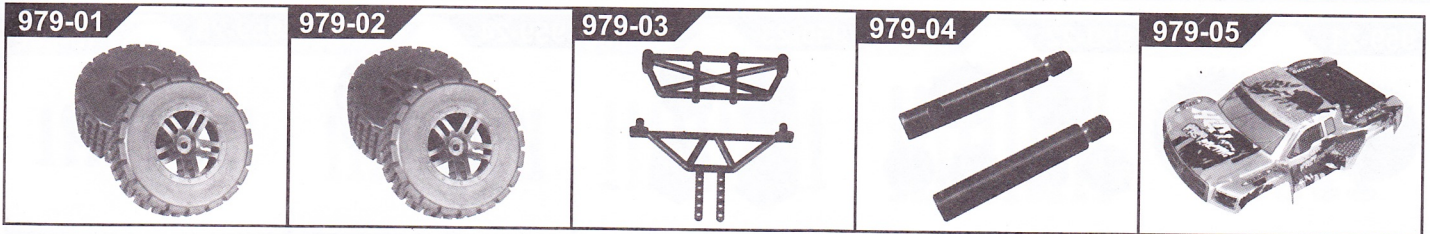


Caution: This model is not a toy, it is designed for user over 14 years of age.

Please use this instruction and the R/C system instruction at the same time.

The instruction is suitable for a type of model whose number is L979.

## Sale parts view



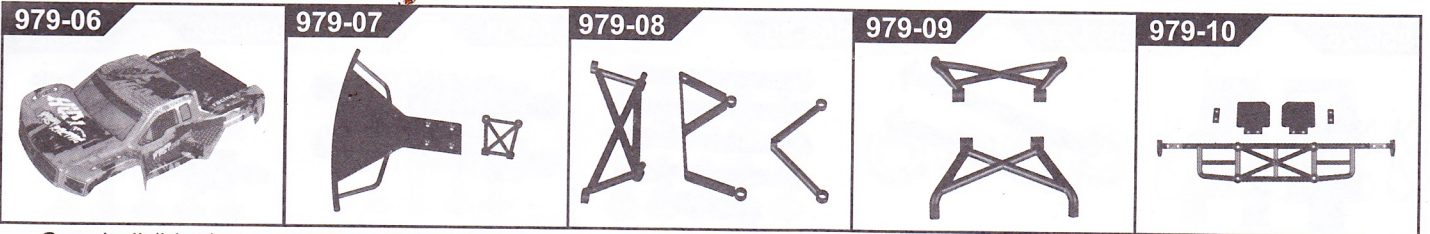
Front tire X2

Rear tire X2

Car shell scaffold x1

Front axle X2

Car shell (silver)




Car shell (blue)

Front fender

The laptop

Collision avoidance to support a

Rear Anti-collision parts




Eyelet automatic screw 2.6X6X10

Front Suspension bracket X1

Fixed plate of the rear shock x1

After the car shell column x2

After the connection frame x2




Vehicle ahead shell scaffold x1

Front lowerswing arm X2

Rear lower swing arm X2

Front swing arm X2

Bottom of the vehicle X1



C-seat X2

Steering arm X2

Rear axle X2

Turning the platen X1

Rear suspension bracket X2



Front Suspension bracket X1

Front floor spacers X1

Turning seat X1

Front floor X1

After gearbox X1

## Sale parts view

959-21




After the gearbox reduction gear X1

959-22




Differential planetary gear X1

959-23



Hexagonal reel seat X4

959-24




Transmission case X2

959-25




Transmission X1

959-26



After backplane X1

959-27




Transmission axle X2

959-29




Tie bar X1

959-31




Front shock absorber X2

959-32




Rear Shock Absorber X2

959-33



Motor X1

959-34




Motor gear X2

959-35




Battery X1

959-36



27MHz receiver box X1

959-37




40MHz receiver box X1

959-38




2.4G receiver box X1

959-39




Charger X1

959-40




Server X1

959-41




Axle X2

959-42




Variable-speed access Cup X2

959-44




Ball bearings 10X15X4 X2

959-45



Oil bearing 5X9X3 X4

959-46



Swing arm pin X2

959-50



27MHz Transmitter X1

959-51



40MHz Transmitter X1

959-52



2.4G Transmitter X1

959-53




Countersunk head machine screws 2X6X10

959-54



Automatic screw countersunk head 2.6X8X10

959-55



Automatic screw countersunk head 2.6X12X10

959-56



Eyelet automatic screw 1.8X3X10

## Sale parts view

959-57



Eyelet automatic screw 2.6X8X10

959-58




Eyelet automatic screw 2.6X10X10

959-59




Eyelet automatic screw 2.6X14X10

959-60




Eyelet automatic screw 2.6X25X10

959-61




Eyelet with referral automatic screw 2.6X4X10

959-62




Eyelet with referral automatic screw 2.6X6X10

959-63



Eyelet with referral machine screws 2.5X6X10

959-64



Round automatically stepped screws 3X8X10

959-65




M4 locknut X4

959-66




Car shell pin X8

959-67




Axle pin X2

959-68



Shift pin X4

959-69



Battery cover positioning axis X2


959-70



Motor brackets X2


## PRO Sale parts view

959-P-01




Battery x1

969-P-01



Brushless motor x1

959-P-03



Brushless electric adjustable x1

959-P-04



Transmission axle x2

959-P-05



Whole vehicle bearing

959-P-06



Brushless receiver plate X1