


# 1:12 Scale R/C Bigfoot Model Using Instruction



Caution: This model is not a toy, it is designed for user over 14 years of age.

Please use this instruction and the R/C system instruction at the same time.

The instruction is suitable for a type of model whose number is L969.

































## Sale parts view

Front tire X2	Rear tire X2	Car shell scaffold x1	Front suspension bracket x1	Fixed plate of the rear shock x1
After the car shell column x2	After the connection frame x2	Vehicle ahead shell scaffold x1	Motor X1	Motor gear X2
Axle X2	Front axle X2	Car shell (green)	Car shell (Red)	Motor brackets X2
Lithium iron battery X1	Lithium battery X1	2.4 G receiving box of X1	Front lowerswing arm X2	Rear lower swing arm X2
Front swing arm X2	Bottom of the vehicle X1	C-seat X2	Steering arm X2	Rear axle X2
Turning the platen X1	Front Suspension bracket X1	Rear suspension bracket X2	Front Suspension bracket X1	Front floor spacers X1




# Sale parts view

<p><b>959-15</b></p> 	<p><b>959-16</b></p> 	<p><b>959-20</b></p> 	<p><b>959-21</b></p> 	<p><b>959-22</b></p> 
Turning seat X1	Front floor X1	After gearbox X1	After the gearbox reduction gear X1	Differential planetary gear X1
<p><b>959-23</b></p> 	<p><b>959-24</b></p> 	<p><b>959-25</b></p> 	<p><b>959-26</b></p> 	<p><b>959-27</b></p> 
Hexagonal reel seat X4	Transmission case X2	Transmission X1	After backplane X1	Transmission axle X2
<p><b>959-29</b></p> 	<p><b>959-31</b></p> 	<p><b>959-32</b></p> 	<p><b>959-39</b></p> 	<p><b>959-39-01</b></p> 
Tie bar X1	Front shock absorberX2	Rear Shock AbsorberX2	ChargerX1	ChargerX1
<p><b>959-39-02</b></p> 	<p><b>959-40</b></p> 	<p><b>959-42</b></p> 	<p><b>959-44</b></p> 	<p><b>959-45</b></p> 
ChargerX1	ServerX1	Variable-speed access CupX2	Ball bearings 10X15X4X2	Oil bearing 5X9X3 X4
<p><b>959-46</b></p> 	<p><b>959-50</b></p> 	<p><b>959-51</b></p> 	<p><b>959-52</b></p> 	<p><b>959-53</b></p> 
Swing arm pinX2	27MHZ Transmitter X1	40MHZ Transmitter X1	2.4G Transmitter X1	Countersunk head machine screws 2X6X10
<p><b>959-54</b></p> 	<p><b>959-55</b></p> 	<p><b>959-56</b></p> 	<p><b>959-57</b></p> 	<p><b>959-58</b></p> 
Automatic screw countersunk head 2.6X8X10	Automatic screw countersunk head 2.6X12X10	Eyelet automatic screw 1.8X3X10	Eyelet automatic screw 2.6X8X10	Eyelet automatic screw 2.6X10X10




## Sale parts view

959-59




Eyelet automatic screw 2.6X14X10

959-60




Eyelet automatic screw 2.6X25X10

959-61




Eyelet with referral automatic screw 2.6X4X10

959-62



Eyelet with referral automatic screw 2.6X6X10

959-63



Eyelet with referral machine screws 2.5X6X10

959-64



Round automatically stepped screws 3X8X10

959-65



M4 locknut X4

959-66




Car shell pin X8

959-67




Axle pin X2

959-68



Shift pin X4

959-69



Battery cover positioning axis X2


## PRO Sale parts view

959-P-01




Battery x1

969-P-01




Brushless motor x1

959-P-03



Brushless electric adjustable x1

959-P-04



Transmission axle x2

959-P-05



Whole vehicle bearing

959-P-06



Brushless receiver plate X1