



1:12 Scale R/C Buggy Model Using Instruction



Caution: This model is not a toy, it is designed for user over 14 years of age.
Please use this instruction and the R/C system instruction at the same time.
The instruction is suitable for a type of model whose number is L959.


Sale parts view




Front tire X2




Rear tire X2



Front lowerswing arm X2



Rear lower swing armX2



Front swing arm X2




Bottom of thevehicle X1




C-seat X2




Steering armX2



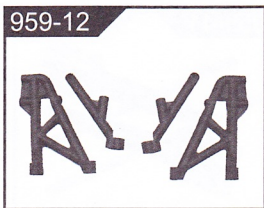
Rear axle X2




Turning the platen X1



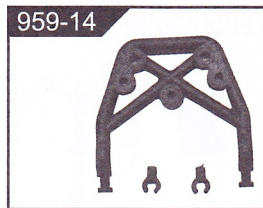
Front Suspension bracket X1




Rear suspension bracket X2




Front Suspension bracket X1



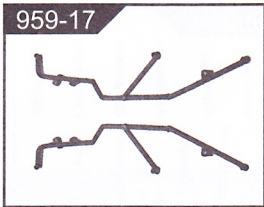
Front floor spacers X1




Turning seat X1




Front floor X1




Roll cage X2




Lampholders X2




The rollcage strengthen board X1



After gearbox X1



After the gearbox reduction gear X1




Differential planetary gear X1




Hexagonal reel seat X4




Transmission case X2




Transmission X1




After backplane X1




Transmission axle X2



Fixed plate of the rear shockX1




Tie bar X1




TailX1


Sale parts view




959-31 Front shock absorberX2



959-32 Rear Shock AbsorberX2



959-33 MotorX1



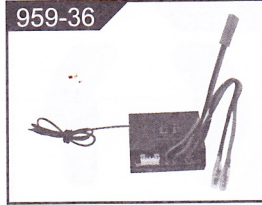
959-34 Motor gearX2



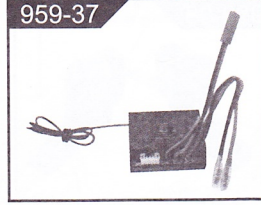
959-35 BatteryX1



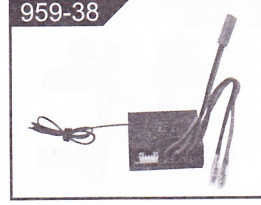
959-35-01 Lithium battery X1




959-36 27MHZ receiver boxX1



959-37 40MHZ receiver boxX1



959-38 2.4G receiver boxX1




959-39 ChargerX1




959-39-01 ChargerX1




959-39-02 ChargerX1



959-40 ServerX1




959-41 AxleX2




959-42 Variable-speed access CupX2




959-43 Front axleX2




959-44 Ball bearings 10X15X4X2




959-45 Oil bearing 5X9X3 X4




959-46 Swing arm pinX2



959-47 The cars shell (blue)X1



959-48 The cars shells (Green)X1



959-49 The cars shell(Silver) X1




959-50 27MHZ Transmitter X1



959-51 40MHZ Transmitter X1




959-52 2.4G Transmitter X1




959-53 Countersunk head machine screws 2X6X10




959-54 Automatic screw countersunk head 2.6X8X10



959-55 Automatic screw countersunk head 2.6X12X10




959-56 Eyelet automatic screw 1.8X3X10




959-57 Eyelet automatic screw 2.6X8X10


Sale parts view




Eyelet automatic screw 2.6X10X10




Eyelet automatic screw 2.6X14X10




Eyelet automatic screw 2.6X25X10



Eyelet with referral automatic screw 2.6X4X10




Eyelet with referral automatic screw 2.6X6X10



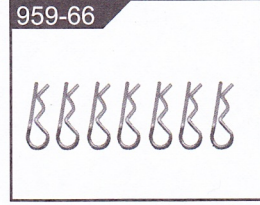
Eyelet with referral machine screws 2.5X6X10




Round automatically stepped screws 3X8X10




M4 locknut X4




Car shell pin X8




Axle pin X2



Shift pin X4




Battery cover positioning axis X2




Motor brackets X2


PRO Sale parts view




Battery x1



Brushless motor x1




Brushless electric adjustable x1



Transmission axle x2



Whole vehicle bearing



Brushless receiver plate X1