

1:18 Full Proportional Remote Control Drive Monster Truck



Caution: This model is not a toy, it is designed for user over 14 years of age.
Please use this instruction and the R/C system instruction at the same time.
The instruction is suitable for a type of model whose number is A979.


Sale parts view

A979-01




Front tire

A979-02




Rear tire

A979-03




Bumper frame

A979-04




Car shell blue

A979-05



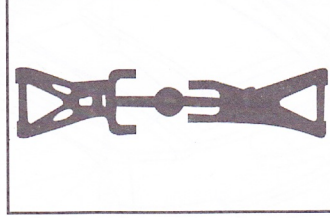
Car Shell Red

A969-08




swing arm pin 2x40.8

A959-02




Swing arm

A959-03




Pull rod

A959-05




C Seat

A959-07




Transmission shaft 5.3x50.8

A959-10




Round head screw level M2x17.5

A949-03



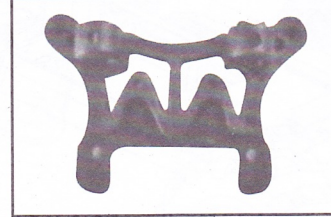
Underbody

A949-08



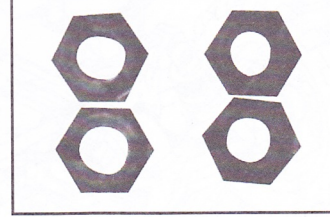
Turning seat

A949-09




Shock absorber plate

A949-11




Six angular wheel seat

A949-12




Box shell


Sale parts view




Differential case




Differential cup




Positioning seat




Motor dustproof seat




Central transmission shaft




Two floor



Servo arm




Magic stick 210MM



Differential mechanism



Reduction gear



Motor seat




Lithium battery 7.4V
1100mah




16gSteering engine



Motor heat dissipation cover



Wheel axle 9X22.1



Motor is fixed seat
screw gasket


Sale parts view

A949-32




390 Electric machinery

A949-33




Oil bearing 4X8X3

A949-34




Oil bearing 8X12X3.5

A949-35




Ball bearing 7X11X3

A949-36



Ball bearing 8X12X3.5t

A949-37



Swing arm 1X5

A949-38



Pan head tapping screws 2.6X6

A949-39



Pan head tapping screws 2X6

A949-40



Round head screw M2.5X8

A949-41



Pan head tapping screws 2*16

A949-43




Round head screws with dielectric M2.5X6X6

A949-44



Flat head screw M3x5

A949-46



Ball head screw 10.8x4

A949-47



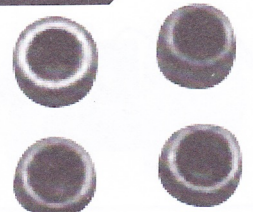
Countersunk head tapping screws 2X6

A949-48




Countersunk head tapping screws 2X7.5

A949-49




M3 Lock nut


Sale parts view




Axle pin 1.5X7




Differential pin 1.5X16




Turning seat shaft 2X20.5




R Pin



Shock absorber



Receiver



2.4G Remote control



Charger