


1:18 Full Proportional Remote Control Truck 4WD



Caution: This model is not a toy, it is designed for user over 14 years of age.

Please use this instruction and the R/C system instruction at the same time.

The instruction is suitable for a type of model whose number is A969.

Sale parts view



Front tire



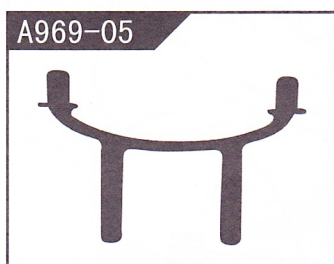
Rear tire




Front anti-collision component




Rear collision




Car shell pillar



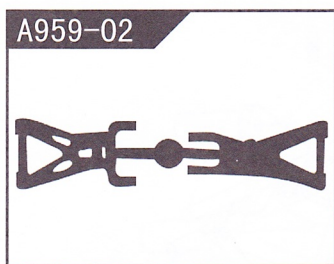
Car shell orange




Car shell green



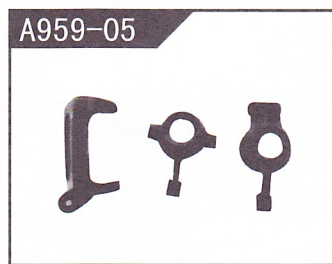
Swing arm pin 2X40.8




Swing arm



Pull rod




C Seat



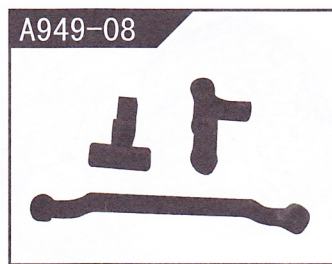
Transmission shaft 5.3X50.8




Round head screw level M2X17.5



Underbody




Turning seat




Shock absorber plate


Sale parts view




Six angular wheel seat




Box shell



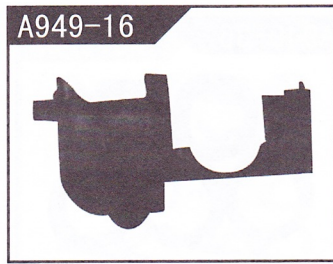
Differential case




Differential cup




Positioning seat




Motor dustproof seat




Central transmission shaft




Two floor




Servo arm




Magic stick 210MM




Differential mechanism



Reduction gear



Motor seat



Lithium battery 7.4V 1100mah




16g Steering engine




Motor heat dissipation cover


Sale parts view




Wheel axle 9X22.1




Motor is fixed seat screw gasket




390 Electric machinery




Oil bearing 4X8X3




Oil bearing 8X12X3.5




Ball bearing 7X11X3



Ball bearing 8X12X3.5




Swing arm 1X5



Pan head tapping screws 2.6X6




Pan head tapping screws 2X6




Round head screw 2.5X8




Pan head tapping screws 2X16




Round head screws with dielectric M2.5X6X6



Flat head screw M3X5




Ball head screw 10.8x4




Countersunk head tapping screws 2X6


Sale parts view




A949-48
Countersunk head tapping screws 2X7.5




A949-49
M3 Lock nut




A949-50
Axle pin 1.5X6.7




A949-51
Differential pin 1.5X16




A949-53
Turning seat shaft 2X20.5




A949-54
R Pin




A949-55
Shock absorber



A949-56
Receiver



A949-57
2.4G Remote control



A949-58
Charger